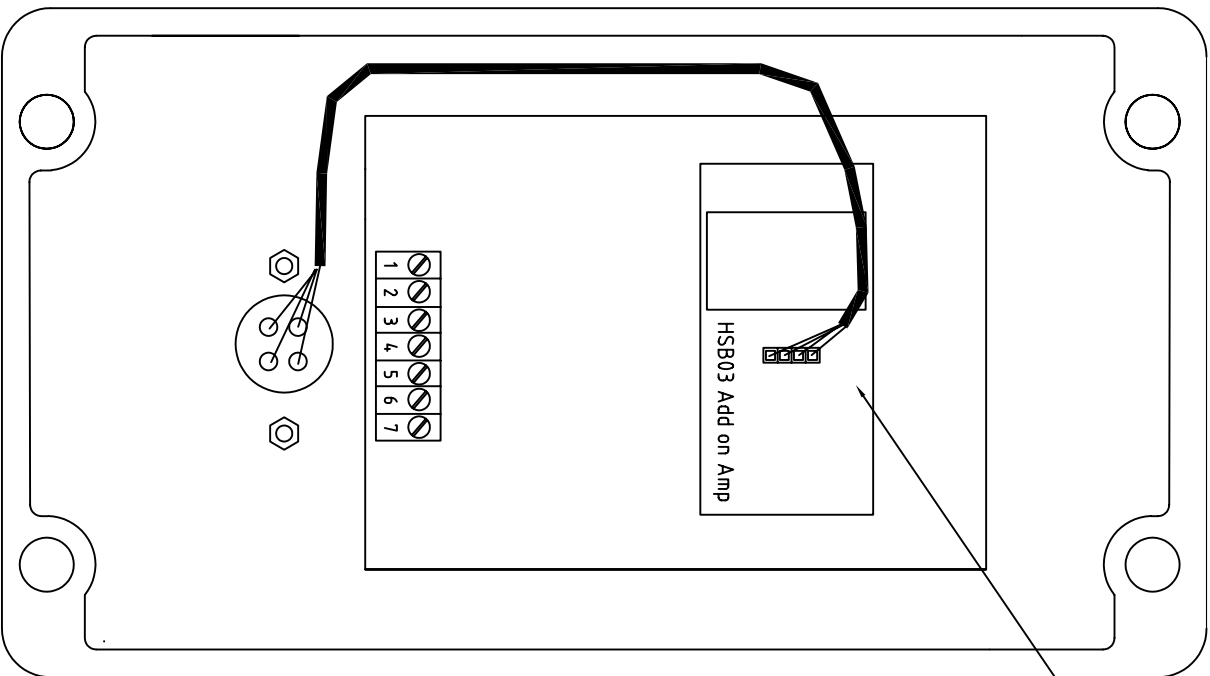
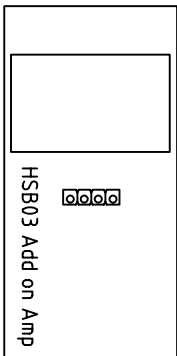



Remove cable w/ plug from the main PCB and insert HSB03 Add on Amp.



Connect the cable w/ plug to the HSB03 Add On Amp.

Note :

In normal working condition the HSB03 unit don't need the extra amplifier HSB03 Add On Amp. The HSB03 unit is always delivered with the Add On Amp, but not installed. The Add On Amp. is only necessary to increase the soundlevel.
 Note : 24V DC only needed for operating the Add On Amp. See drawing HSB-03__cc__dd. For further information , see also the User & Technical Manual.

 Zenitel Marine Norway		COMMAND TALK BACK SYSTEM Heavy Duty Multipurpose telephone Type HSB-03 with HSB03 Add on Amp. Assembly drawing for Add On Amp.		Prepared by Sen	Date 2004.06.02	Project no:	Revision by
Approved by J.P. Beckmann	Date 2004.06.02	Sheet 1/1	Rev date	Drawn / File HSB03 w/ Add On Amp_ad	Rev no. 00		