


Replacing Amplifier Module on ENA2200

Item Number	Item Name	Description
102 3922 200	EAM-200	Exigo 2x200 Watt Amplifier Module for ENA2200

1 Accessing the Old Amplifier Module

Before you start the procedure:


1. Switch off and disconnect the amplifier from the power mains
2. Remove the top cover by unscrewing the 8 Torx screws using a T10 bit



When the top cover is removed, you will see the Amplifier Module located at the side of the amplifier cabinet.

2 Demounting the Old Amplifier Module

The Amplifier Module is plugged into the Euroconnector at the bottom of the cabinet and secured with four M4 screws as shown:




To demount the Amplifier Module:

1. Use a PZ2 bit to unfasten and remove the four M4 screws
2. Pull the Amplifier Module up to unplug it from the Euroconnector at the bottom of the cabinet
3. Lift the Amplifier Module out of the cabinet

3 Installing the New Amplifier Module

1. Align the Amplifier Module with the four screw holes
2. Press the Amplifier Module down to plug it into the Euroconnector at the bottom of the cabinet



3. Use a PZ2 bit to fasten the four M4 screws and secure the Amplifier Module to the cabinet
4. Put the top cover back in place and fasten with the 8 Torx screws



After the new Amplifier Module has been powered up and you happen to remove it, DISCHARGE the large capacitors BEFORE inserting it back in.

DOC NO.

A100K11600

22.12.2015

customer.service@zenitel.com



Zenitel and its subsidiaries assume no responsibility for any errors that may appear in this publication, or for damages arising from the information therein. VINGTOR-STENTOFON products are developed and marketed by Zenitel. The company's Quality Assurance System is certified to meet the requirements in NS-EN ISO 9001. Zenitel reserves the right to modify designs and alter specifications without notice. **ZENITEL PROPRIETARY**. This document and its supplementing elements, contain Zenitel or third party information which is proprietary and confidential. Any disclosure, copying, distribution or use is prohibited, if not otherwise explicitly agreed in writing with Zenitel. Any authorized reproduction, in part or in whole, must include this legend. Zenitel – All rights reserved.