


1023000200

ESC1-ICX-PACK

Exigo System Controller ICX Package



- ✓ Control and routing of audio channels
- ✓ 115 - 230 VAC
- ✓ Ethernet connections
- ✓ Digital audio processing
- ✓ Receives, handles and stores fault messages from the system
- ✓ Interface to PABX and iPBX
- ✓ Interface to telecom management, safety, automation and security systems
- ✓ Voice message storage
- ✓ Programmable alarm generator
- ✓ 6 configurable control outputs
- ✓ 6 configurable control input



Description

The system controller is based on IP technology, giving it extreme flexibility, superb audio quality and multiple possibilities for integration. The system controller handles routing and prioritization of up to 32 simultaneous audio channels in the system where audio can be distributed from up to 150 audio inputs to up to 250 zones.

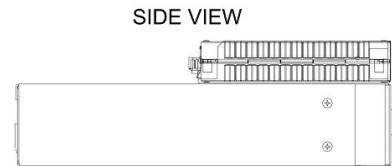
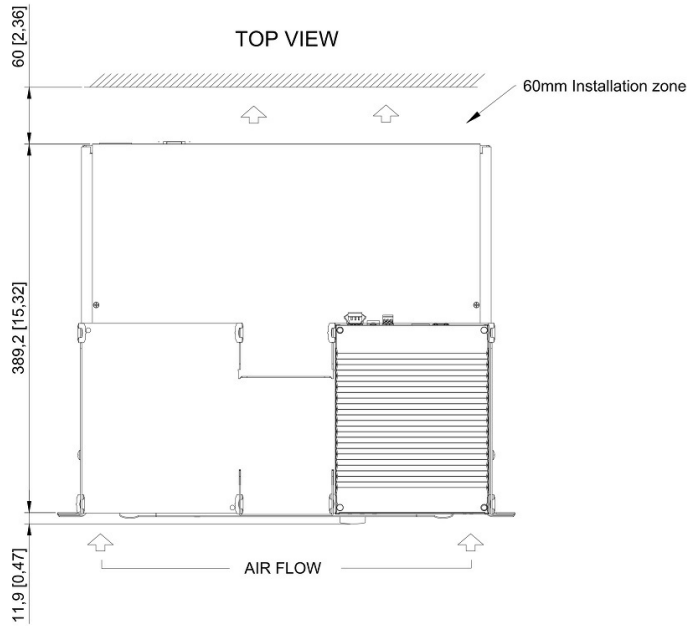
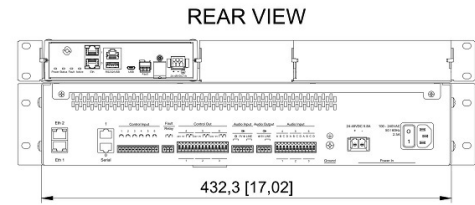
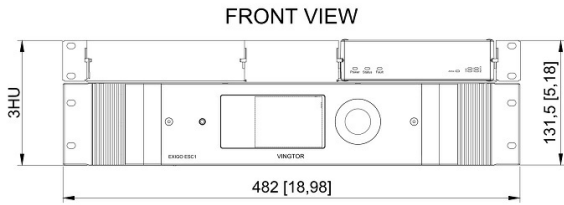
The system controller features a display where status and faults can be viewed. This display also allows configuration of simple parameters. The system controller monitors and receives status information from every component in the system. Faults are time stamped, and presented in chronological order on the display. Buttons allow an operator to acknowledge and reset faults. The network connection to every component in the system is monitored, so a defect switch or broken cable will be detected just as reliably and fast as any other fault in the system.

The system controller also acts as the system's alarm generator and audio message storage. The embedded alarm generator features a set of the most common alarm tones, but can also be programmed to support custom alarm tones and patterns. Stored voice and audio messages is easily uploaded to the system controller as standard wav files.

The system controller's control inputs/outputs and audio inputs can be used locally by the system controller (e.g. for PTT and audio from a handheld microphone) or can be controlled by the system (e.g. audio input for background music).

IMPORTANT NOTE: This article includes ICX500 acting as Primary System Controller for correct operation of Exigo system. No AMC-IP controller card in this package.

Technical Dimensions



Specifications

MECHANICAL

Dimensions (HxWxD)	133 x 482 x 390 mm
Weight	11 kg
Shipping Weight	12 kg
Mounting	19" Rack, 3HU (ESC1 2HU + ICX-500 1HU)
Color	Black

USER INTERFACE

Display	3.5" QVGA Color TFT LCD
Button	Rotary selector button with push-to-select
Indicators	Primary power, Secondary power, Fault, Alarm, Disabled, In command

ENVIRONMENTAL

Operating temperature	-15 °C to +55 °C
Operating humidity	15% to 95% (non-condensing)
Storage temperature	-40°C to +70°C
Storage humidity	10% to 95% (non-condensing)
Air pressure	700 hPa to 1300 hPa
IP rating	IP-32
Magnetic Compass Safe Distance	30 cm
EC 60945 Environmental Category	Protected
Operator & Reading Distance	0,71m

ELECTRICAL

Primary

Connector	V-lock, IEC 60320-1 C14 compliant
Nominal input*	110 – 230 VAC + 48VDC, 47-63 Hz

Secondary power

Connector	Pluggable and lockable terminal
Nominal input	24 - 48 Vdc
Power consumption	Pmax <100W

*) Power cord not included

NETWORK

Ethernet 2 x 10BASE-T, 100BASE-TX, Auto negotiation, Auto MDIX

Protocols Protocols IPv4 (with DiffServ), TCP, UDP, HTTPS, TFTP, RTP, DHCP, SNMP, STENTOFON CCoIP®, NTP

LAN Protocols VLAN(IEEE 802.1q), Network Access Control (IEEE 802.1x), STP (IEEE 802.1d)

Management and operation HTTP/HTTPS (Web configuration) DHCP and static IP Remote automatic software upgrade Centralized monitoring

LINE OUTPUT

Levels	0 dBv (1Vrms)
Gain	-40 dB +2dB
Levels	600 Ohm
Frequency response	Hardware: 200 Hz - 19kHz
Audio codec	G.722

LINE INPUT

Frequency response	Hardware: 80 Hz – 20 kHz
Audio codec	G.722
Nominal input level	100 mVRMS – 1 VRMS
SNR	80 dB
CMRR	45 dB
Input impedance	600 Ω / 10 k Ω

MICROPHONE INPUT

Frequency response	80 Hz – 20 kHz
Audio codec	G.722
Nominal input level	1 mVRMS – 100 mVRMS
SNR	80 dB
CMRR	45 dB
Input impedance	600 Ω / 10 k Ω (selectable)
Phantom supply (optional)	12 VDC \pm 10% @ 15 mA (IEC 61938, P12)

CONTROL INPUTS AND CONTROL OUTPUTS

Control Inputs	6
Type	Closing contact, monitored
Control Outputs	6
Relay outputs: (COM, NO,NC)	Max recommended levels: 3A, 100Vdc, 125Vac, switching 60W/125VA
24 V outputs	24 VDC \pm 10%, 200 mA, monitored
Fault relay	1
Relay outputs: (COM, NO,NC)	Max recommended levels: 3A, 100Vdc, 125Vac, switching 60W/125VA

CERTIFICATIONS

Immunity	EN 60945, EN 50130-4, EN 61000-6-2*
Emissions	EN 60945, EN 61000-6-4*
Safety	EN 62368-1, IEC 60529

*When used in conjunction with PN: 1023598000 & 1023598100

PACKAGE CONTENT

Item number	Item Name	Item Description
1023000000	ESC1	Exigo System Controller
1002000100	ICX-500	Intelligent Communication Gateway (Acting Primary System Controller / PSC)
1002500010	IA-RS1	Rack Shelf for ICX-500 - 19"
2990000065		Power Supply 100-240VAC/48VDC 2A for ICX-500

Accessories



EPMS100

Exigo System Controller Spare Power Supply



Power Supply 100-240VAC/48VDC 2A

Switched-mode power supply, 1-phase, 48 VDC output voltage, 2A current

Used With



ENA2400-AC2

Exigo Network Amplifier 2 x 400W
AC



ENA2200-AC2

Exigo Network Amplifier 2 x 200W
AC



ENA2100-AC

Exigo Network Amplifier 2 x 100W



P-1670-Basic

Power Amplifier 1 x 400W, 48VDC